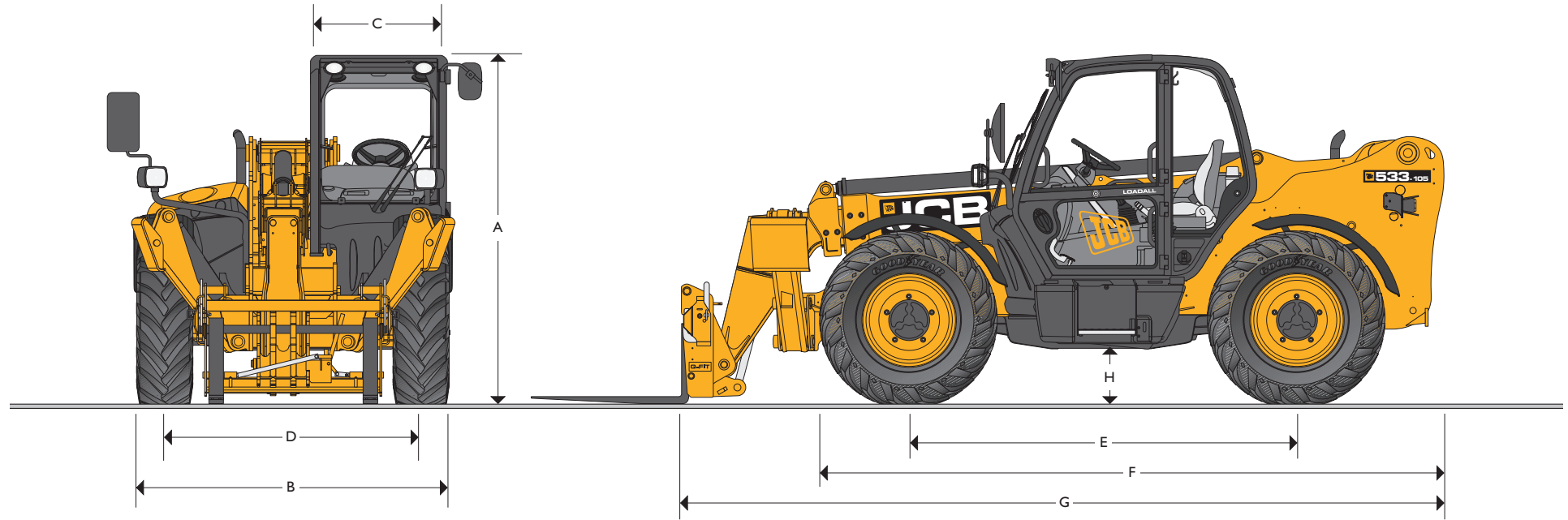


MAX. PAYLOAD: 3.3 tonnes (7277lb) MAX. LIFT HEIGHT: 10.2 metres (33ft 6in)

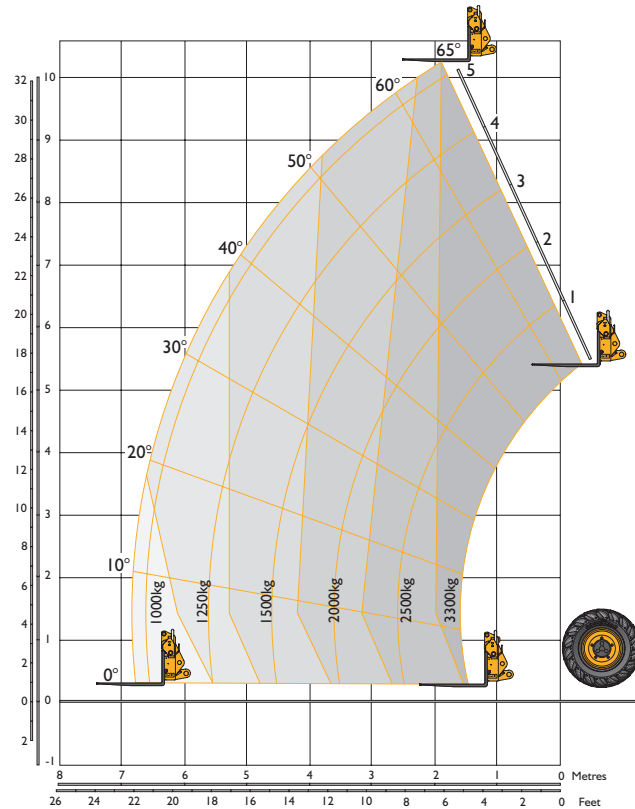


STATIC DIMENSIONS

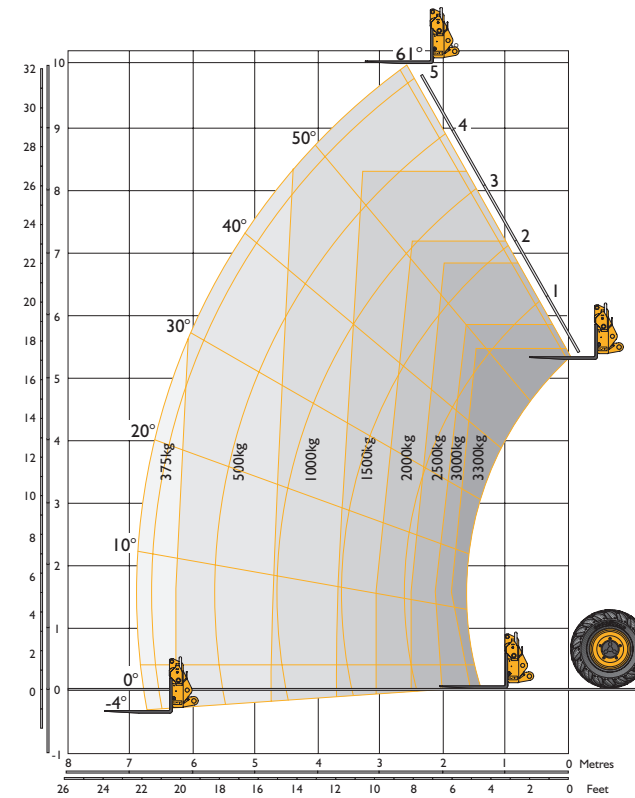
Machine model	533-105	Machine model	533-105
	m (ft-in)		m (ft-in)
A Overall height	2.49 (8-2)	H Ground clearance	0.4 (1-4)
B Overall width (over tyres)*	2.29 (7-6)	Width over full extended stabilisers	2.63 (8-8)
C Inside width of cab	0.94 (3-1)	Outside turn radius (over tyres)	3.7 (12-2)
D Front track	1.87 (6-1)	Carriage roll back angle	degrees 41.2
E Wheel base	2.75 (9-0)	Carriage dump angle	degrees 24.1
F Overall length to front tyres	4.38 (14-4)	Weight	kg (lb) 8850 (19506)
G Overall length to front carriage	5.38 (17-8)	Tyres	15.5/80-24

*Dependant upon tyre specified.

LIFT PERFORMANCE – STABILISERS EXTENDED



LIFT PERFORMANCE – STABILISERS RETRACTED



LIFT PERFORMANCE – STABILISERS EXTENDED

Machine Model		533-105
Maximum lift capacity	kg (lb)	3300 (7277)
Lift capacity to full height	kg (lb)	3300 (7277)
Lift capacity at full reach	kg (lb)	1000 (2205)
Maximum lift height	m (ft-in)	10.22 (33-6)
Reach at maximum height	m (ft-in)	1.91 (6-3)
Maximum forward reach	m (ft-in)	6.83 (22-5)
Reach with 1 tonne	m (ft-in)	6.83 (22-5)
Placing height	m (ft-in)	9.82 (32-3)

Complies with stability test EN 1459 Annex B.

LIFT PERFORMANCE – STABILISERS RETRACTED

Machine Model		533-105
Maximum lift capacity	kg (lb)	3300 (7277)
Lift capacity to full height	kg (lb)	1000 (2205)
Lift capacity at full reach	kg (lb)	375 (827)
Maximum lift height	m (ft-in)	9.85 (32-4)
Reach at maximum height	m (ft-in)	2.63 (8-8)
Maximum forward reach	m (ft-in)	6.91 (22-8)
Reach with 1 tonne	m (ft-in)	4.83 (15-10)
Placing height	m (ft-in)	9.44 (30-11)

Complies with stability test EN 1459 Annex B.



ENGINE

Latest technology and advanced design provides low fuel consumption, reduced noise, high torque and power output, total reliability and minimal maintenance. Two-stage, dry type air filter with primary and safety elements. Territory dependent.

		Standard	Standard	Standard	Option	Option	Option
Engine standard		Stage II	Stage III	Stage IIIb	Stage II	Stage III	Stage IIIb
Manufacturer		JCB	JCB	JCB	JCB	JCB	JCB
Displacement	ltr (in ³)	4.4 (269)	4.4 (269)	4.4 (269)	4.4 (269)	4.4 (269)	4.4 (269)
No. of cylinders		4	4	4	4	4	4
Bore size	mm (in)	103 (4.05)	103 (4.05)	103 (4.05)	103 (4.05)	103 (4.05)	103 (4.05)
Stroke	mm (in)	132 (5)	132 (5)	132 (5)	132 (5)	132 (5)	132 (5)
Aspiration		Naturally aspirated	Turbo	Turbocharged cooled	Turbo	Turbocharged cooled	Turbocharged cooled
Power rating							
Power @ 2200rpm	kW (HP)	63 (85)	63 (85)	55 (81)	74.2 (100)	74.2 (100)	81 (109)
Torque rating							
Torque @ 1200rpm	Nm (lbf ft)	320 (236)	362 (267)	–	–	–	–
Torque @ 1300rpm	Nm (lbf ft)	–	–	400 (295)	425 (313)	440 (324)	512 (378)

TRANSMISSION

JCB powershift transmission incorporating torque converter, bevel box and a 4 speed powershift gearbox in one resiliently mounted unit.

A combined steering column mounted switch incorporating directional control and 4 forward and 4 reverse powershift gears. Travel speed 29kph (18mph), 33kph (20mph when 2/4WD is specified).

Front and rear drive axles: JCB epicyclic hub reduction drive/steer axles with Max-Trac torque proportioning differentials. Permanent 4 wheel drive.

BRAKES

Service brakes: Servo-assisted, hydraulically activated, self-adjusting, oil-immersed in-board high back-off multi-disc type on front axle.

Parking brake: Hand operated disc brake on output of gearbox.

BOOM AND CARRIAGE

Boom is manufactured from high tensile steel.

Low maintenance, hard wearing pads.

JCB Q-fit self-levelling carriage with lever operated pin locking accepts pallet forks and a wide range of attachments.

One boom end auxiliary hydraulic service fitted as standard.

SAFETY CHECK VALVES

Fitted to carriage tilt, telescopic and boom lift rams.

SERVICE CAPACITIES

Fuel tank	litres (UK gal)	146 (32.1)
Hydraulic tank	litres (UK gal)	131 (28.8)
Coolant	litres (UK gal)	23 (5.1)

HYDRAULICS

Gear pump with suction strainer and filter.

Operating system pressure	bar (psi)	241 (3500)
Main Hydraulics	ltr/min	82
Hydraulic Cycle Times		Seconds
Boom raise		8.8
Boom lower		8.5
Extend		13.2
Retract		13.6
Bucket dump		2.4
Bucket crowd		3.4

ELECTRICS

12 v negative earth. 95 AH battery, 95 amp alternator. Full road lighting, Reversing light, Direction indicators, Hazard warning, Reverse alarm.

CAB

Quiet safe and comfortable cab conforms to ROPS ISO 3471 and FOPS ISO 3449. Tinted glass all round. Laminated roof screen. Roof bars, front, rear and roof screen wash/wipe and heater/screen demister. Opening rear window. Audio-visual warning system for coolant temperature, engine oil pressure, air cleaner, battery charge, transmission oil temperature and pressure, water in fuel. Hourmeter and road speed indicator, engine temperature, fuel gauge, clock and inclinometer.

Mechanical joystick, direct acting hydraulic control levers. Adjustable steer column with stalk bar powershift change and forward reverse shuttle. Throttle and brake pedal. Adjustable deluxe seat with adjacent park brake fitted.

Automatic eye level audio-visual load moment indicator warning system receiving a signal from a load sensor on the rear axle.

This system continuously monitors the machine's forward stability and leaves the operator in control at all times.

Optional indicator lamp to show when stabilisers are on firm ground – Standard in EU territories.

Safety canopy as above but with side glass only (screen wiper and heater/screen demister not applicable).

Operator presence switch in seat (Stage IIIb machines).

*Adaptive Load Control for EU territories conforms to EN15000.

STEERING

Hydrostatic power steering with power track rods on both axles.

Three steer mode options: front wheel steer; all wheel steer; crab steer: operated from in the cab by a selection switch.

OPTIONS AND ACCESSORIES

Options: Front and rear working lights, rotating flashing beacon, fire extinguisher, traction and industrial tyres, electrical 2/4WD select, limited slip differential in front axle, windscreen and roof guard, air suspension seat, deluxe cab trim, roof and front screen blind, radio kit, air conditioning, reversing fan, roof moulding.

Attachments: Contact your local dealer for details of the comprehensive range.

A GLOBAL COMMITMENT TO QUALITY

JCB's total commitment to its products and customers has helped it grow from a one-man business into Britain's largest privately owned manufacturer of backhoe loaders, crawler excavators, wheeled excavators, telescopic handlers, wheeled loaders, dump trucks, rough terrain fork lifts, industrial fork lifts, mini/midi excavators, skid steer loaders, tractors and compaction equipment.

By making constant and massive investments in the latest production technology, the JCB factories have become some of the most advanced in the world.

By leading the field in innovative research and design, extensive testing and stringent quality control, JCB machines have become renowned all over the world for performance, value and reliability.

And with a global sales and service network of more than 650 dealers and agents, we aim to deliver the best customer support in the industry.

Through setting the standards by which others are judged, JCB has become one of the world's most impressive success stories.

